

FISHER & PAYKEL
LAUNDRY CATALOG



Fisher & Paykel



WASHING REINVENTED

It takes a lot of brainpower to make things really simple. That, in a sentence, is the essence of SmartDrive™. Traditional washing machines are made up of many moving parts. Their complexity also means there's a lot that can go wrong with them. Fisher & Paykel SmartDrive™ machines are made of just three main parts: a small computer, flexible or low profile agitator and a simple direct-drive motor. This means these washing machines can sense each load, use less water and be ultimately more reliable as they run with less moving parts.



POWERED BY
SMARTDRIVE

AQUASMART™

AquaSmart™ has been designed to meet the unique requirements of the North American market where robust design and exceptional clothes care in efficient cycles are highly valued. The SmartTouch™ control dial accesses the SmartDrive™ technology with our low profile agitator to deliver an expert wash every time.



AquaSmart™ WL4227P1

The AquaSmart™ washer is one of our most intelligent washing machines, and has all the features you would expect for ultimate clothes care. With its 22lb capacity, it will wash all your family's washing gently and thoroughly.

1 SmartDrive™ Technology

To deliver the best clothes care, reduced energy and water consumption and greater reliability, Fisher & Paykel washing machines are powered by SmartDrive™ technology. SmartDrive™ comprises of just three main parts: a small computer, a low profile agitator, and a simple direct drive motor that allow these washing machines to sense each load, use less water and run with less moving parts.

2 SmartTouch™ Control Dial

The SmartTouch™ control dial is the interface to the SmartDrive™ technology. It delivers an expert wash every time through 12 pre-programmed cycles including Towels, Regular, Heavy, Delicate, Sheets, Easy Iron, Bulky, Allergy, Whites, Basket Clean, and Rinse & Spin.

3 Soft-close Glass Lid

The soft-close lid makes opening and closing gentle and easy, allowing ergonomic and hands free operation. The soft close glass lid is extremely strong toughened glass, set in an ABS molded base. It won't mark and is our most chemical resistant lid. The design of our top loading format reduces excessive bending or crouching.

4 Efficient Performance

AquaSmart™ saves power and water, qualifying for ENERGY STAR. It washes clothes by rolling them in and out of a concentrated solution of detergent. It can accelerate to a maximum spin speed of 1100 rpm and a 386 g-force, removing more water than other machines and reducing drying times.

5 Wash Options for Experts

AquaSmart™ is designed so you can take control, allowing you to get the job done the way you want it. Options include Wash Boost, a choice of three Soil Levels, Delay Start and Quick.



AquaSmart™ WL4227J1

With all the features you would expect in a washing machine, the 22lb AquaSmart™ will wash all your family's laundry gently and thoroughly. It delivers an expert wash every time through the SmartTouch™ control dial, which accesses the SmartDrive™ technology and our low profile agitator. AquaSmart™ is one of our most intelligent washing machines.

1 SmartDrive™ Technology

The SmartDrive™ motor powers AquaSmart™, delivering the best clothes care and greater reliability while reducing energy and water consumption. SmartDrive™ comprises of just three main parts: a small computer, a low profile agitator, and a simple direct drive motor that allow these washing machines to sense each load, use less water and run with less moving parts.

2 SmartTouch™ Control Dial

The SmartTouch™ control dial accesses the SmartDrive™ technology through eight pre-programmed cycles: Regular, Heavy, Delicate, Sheets, Easy Iron, Bulky, Basket Clean, and Rinse & Spin. The self-cleaning lint removal system hygienically disposes lint automatically.

3 Soft-close Steel Lid

The durable soft-close steel lid is made of powder coated steel that won't chip and is resistant to chemical corrosion. Opening and closing is counter-balanced to deliver better ergonomics and hands free operation.

4 Efficient Performance

The power and water saving benefits of AquaSmart™ qualify it for ENERGY STAR. With a 386 g-force and a maximum spin speed of 1100 rpm, AquaSmart™ removes more water than other washing machines.



AquaSmart™ 22lb Features

1 SmartDrive™ Technology

To deliver the best clothes care, reduced energy and water consumption and greater reliability, Fisher & Paykel washing machines are powered by SmartDrive™ technology. SmartDrive™ comprises of just three main parts: a small computer, a low profile agitator, and a simple direct-drive motor that allow these washing machines to sense each load, use less water and run with less moving parts.



2 SmartTouch™ Control Panel

The SmartTouch™ control panel is your interface with the SmartDrive™ technology. It allows you to see at a glance exactly which of the 12 or eight pre-programmed cycles you are selecting from. As you turn it, the icons illuminate to show you exactly what you have selected. The SmartDrive™ technology senses each load to deliver better clothes care.



3 22lb Capacity

The large 22lb capacity washers save you time and money, requiring fewer loads to wash your week's laundry. Infinite water level sensing makes these washers very efficient with both small and large loads. The big basket will easily wash bulky items like comforters and blankets.



4 Eco-Active™

Eco-Active™ wash boosts soil removal while saving energy. Its unique pumping technology re-circulates water and detergent through the clothes in a cascade-like pattern. This rapidly removes stains and dirt and is proven to be more effective at killing bacteria. The Eco-Active™ wash saves energy, achieving Tier 3 on CEE and ENERGY STAR, but best of all it achieves a better clean.



5 Soft-close Lid

The soft-close lid makes opening and closing gentle and easy, allowing ergonomic and hands free operation. The soft-close glass lid is made of extremely strong toughened glass, set in an ABS molded base. It won't mark and is our most chemical resistant lid. The durable soft-close steel lid is made of powder coated steel that won't chip and is resistant to chemical corrosion.



6 Robust Construction

The combination of quality controls, toughened glass lid, formed cabinet and base-plate means AquaSmart™ delivers better usability and durability as well as quiet, vibration-free operation.



7 High Efficiency with 1100 rpm Spin

AquaSmart™ uses a low profile agitator to wash clothes by rolling them in and out of a concentrated solution of detergent. This gives the water saving benefits of a front loader with the ergonomic benefits of a top loader. AquaSmart™ can also be used in the Conventional mode when you require a little more water. With a maximum spin speed of 1100 rpm and a substantial 386 g-force, these washers remove more water from your clothes so they take far less time to dry.



WashSmart WA4127G1

WashSmart 22lb uses SmartDrive™ technology and our flexible finned agitator to deliver ultimate load sensing and clothes care. With its Eco-Active™ wash it qualifies for ENERGY STAR whilst using a little more water than our other models. Its 22lb capacity means it's large enough to wash all your family's washing quickly and efficiently. Infinite water level sensing means it can wash small loads and large loads extremely efficiently.

1 SmartDrive™ Technology

To deliver the best clothes care, reduced energy and water consumption and greater reliability, Fisher & Paykel washing machines are powered by SmartDrive™ technology. SmartDrive™ comprises of just three main parts: a small computer, a flexible finned agitator, and a simple direct drive motor that allow these washing machines to sense each load, use less water and run with less moving parts.

2 SmartTouch™ Controls

With a choice of six wash cycles including Regular, Heavy, Delicate, Easy Iron, Allergy and Quick, it takes care of all your washing needs at the touch of a button. This machine lets you choose the water level you want or it will do it for you.

3 Soft-close Steel Lid

The durable soft-close steel lid is made of powder coated steel that won't chip and is resistant to chemical corrosion. Opening and closing is counter-balanced to deliver better ergonomics and hands free operation.

4 1100 rpm Spin

With a maximum spin speed of 1100 rpm and a substantial 386 g-force, this washer removes more water from your clothes so they take less time to dry. Best of all it does it quietly so you can wash anytime without disturbing those around you.





THE PERFECT PAIR

The AeroCare dryer is AquaSmart™'s and WashSmart's perfect match—functionally, ergonomically and visually. With up to 12 pre-programmed cycles, AeroCare uses auto-sensing to make sure your clothes are dried with care and precision based on the needs of the fabric. The toughened glass or powder coated steel tops provide the dryer with strength and chemical resistance, while the reversible front loading door allows for easy and safe access when adding and removing large loads. The dryer is designed to match the AquaSmart™ and WashSmart washer, offering a sense of design and organization to your laundry.



POWERED BY
SMARTDRIVE

AeroCare DE7027P1 DG7027P1

AeroCare and AquaSmart™/WashSmart are the perfect pair, making an impressive statement in your laundry. The SmartTouch™ control dial offers 12 pre-programmed drying cycles for optimum clothes care. With its 7 cu.ft capacity, AeroCare will dry large loads with ease.

1 Steam Cycles

Two refreshing steam cycles de-wrinkle and refresh garments without excessive power use. Perfect when you want to remove unpleasant smells from garments without washing them, or when you want to simply freshen them after prolonged storage.

2 SmartTouch™ Control Dial

The SmartTouch™ control dial requires only fingertip control. As you turn it, the icons illuminate to show your cycle selection—Regular, Heavy, Delicate, Easy Iron, Energy Saver, Allergy, Bulky, Air Dry, Rack Dry, Time Dry, AeroSteam Plus and AeroSteam. All printing is molded into the fascia so it will never wear off.

3 Reverse Tumbling for Better Clothes Care

Clothes are tumbled clockwise, then counter-clockwise to prevent items tangling and roping. This feature ensures even drying, prevents hot and damp spots and results in less wrinkling.

4 Dryness Sensing

Four heat settings are used to ensure clothes don't get too hot. The heat is turned down as clothes become dry, preventing shrinkage and damage. The dryer automatically turns off when it senses the right level of dryness has been reached.

5 Durable Work Surface

The work surface is made of toughened glass on top of an injection molded base, making it our most chemical resistant surface.

6 Energy Saver Cycle

When energy saving is a priority, the Energy Saver cycle is perfect. The clothes are dried more efficiently by pulsing the heat on and off for longer periods of time. The effect is a longer cycle that dries the clothes in cooler temperatures. This results in better clothes care and uses less power or gas.



AeroCare DE7027J1 DG7027J1

The AeroCare dryer and AquaSmart™ washer are the perfect pair, making an impressive statement in your laundry. With its 7 cu.ft capacity, this dryer will dry large loads with ease.

1 SmartTouch™ Control Dial

Delivering the ultimate laundry experience using a quality stainless steel dial that is both robust and precise, the SmartTouch™ control dial requires only fingertip control. As you turn it, the icons illuminate to show you exactly what you have selected. All printing is molded into the fascia so it will never wear off.

2 Eight Pre-Programmed Cycles

Eight pre-programmed drying cycles—Regular, Heavy, Delicate, Allergy, Bulky, Air Dry, Rack Dry, and Time Dry allow you to choose how your clothes are dried.

3 Dryness Sensing

Three heat settings are used to ensure clothes don't get too hot. The heat is turned down as the load becomes dry, preventing shrinkage and damage. The dryer automatically turns off when it senses the right level of dryness has been reached.

4 Durable Work Surface

The powder coated steel top provides a durable and chemical resistant work bench.

5 Easy Loading

Large door opening and powerful interior light makes loading and unloading easy. The door has been designed to be reversible to suit your laundry space.



AeroCare Features

1 SmartTouch™ Control Dial

Delivering the ultimate laundry experience using a quality stainless steel dial that is both robust and precise, the SmartTouch™ control dial requires just fingertip control. As you turn it the icons illuminate to show you exactly what you have selected. All printing is molded into the fascia so it will never wear off.



2 Multiple Pre-Programmed Dry Cycles

AeroCare has a range of pre-programmed cycles to ensure all loads are dried in the most efficient manner, depending on their size and fabric. These cycles include Regular, Heavy, Delicate, Bulky, Allergy, Air Dry, Rack Dry, and Time Dry. These options deliver optimum clothes care for all types of garments.



3 Large Capacity

With a 7 cu.ft capacity, this dryer has the room to dry large loads without wrinkling.



4 Reverse Tumbling

Clothes tumble clockwise then counter-clockwise, to prevent items tangling and roping. This ensures even drying, prevents hot and damp spots and results in less wrinkling.



5 Dryness Sensing

Four heat settings are used to ensure clothes don't get too hot. The heat is turned down as the load becomes dry, preventing shrinkage and damage. The dryer automatically turns off when it senses the right level of dryness has been reached.



6 Steam Cycles

Two refreshing steam cycles de-wrinkle and refresh garments without excessive power use. Perfect when you want to remove unpleasant smells from garments without washing or you simply want to freshen them after prolonged storage.




7 Drying Rack

Some things are just too precious to tumble so we have provided a rack to take care of them.

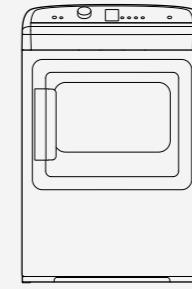
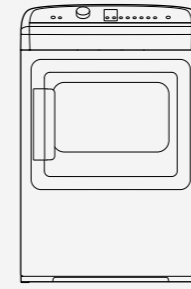


WASH

DRY



Type of appliance	22lb AquaSmart™ Washer WL4227P1	22lb AquaSmart™ Washer WL4227J1	22lb WashSmart Washer WA4127G1
Model no.	WL4227P1	WL4227J1	WA4127G1
Matching dryers	DG7027P1	DG7027J1	DG7027J1
SmartDrive™ technology	●	●	●
Finish	White	White	White
Dimensions	H42-43" x W27" x D28"	H42-43" x W27" x D28"	H42-43" x W27" x D28"
Capacity (dry load)	22lb (4.2 cu.ft DOE)	22lb (4.2 cu.ft DOE)	22lb (4.1 cu.ft DOE)
ENERGY STAR	●	●	●
CEE rating	Tier 3	Tier 3	Tier 1
Energy usage (yearly)	181 kWh	181 kWh	192kWh
Performance			
SmartDrive™	●	●	●
Load sensing	●	●	●
Wash profiles			
Three spin speeds	●	●	●
1100 rpm max spin speed	●	●	●
Detergent	High efficiency	High efficiency	Regular
Hot/cold water connection	●	●	●
Wash cycles			
Regular	●	●	●
Heavy	●	●	●
Delicate	●	●	●
Easy Iron	●	●	●
Sheets	●	●	●
Allergy	●	●	●
Bulky	●	●	●
Whites	●	●	●
Towels	●	●	●
Basket Clean	●	●	●
Quick	●	●	●
Rinse	●	●	●
Spin	●	●	●
Rinse & Spin	●	●	●
Wash modes			
High Efficiency	●	●	●
Conventional	●	●	●
Eco-Active™	●	●	●
Wash features			
Auto water level	●	●	●
Water temperature controls	5	5	5
Controlled cold	●	●	●
Soil level	3	3	3
Wash Options			
Soak	●	●	●
Bleach	●	●	●
Quick	●	●	●
Softener	●	●	●
Wash Boost	●	●	●
Time to go	●	●	●
Delay start	●	●	●
Keylock	●	●	●
Auto-lint disposal	●	●	●
Lid lock	●	●	●
Out of balance correction	●	●	●
SmartTouch™ control dial	●	●	●
Stainless steel basket	●	●	●
Agitator	Low profile	Low profile	Flexible finned
Lid	Glass with soft-close	Steel with soft-close	Steel with soft-close
Warranty			
Parts & labor	2 years	2 years	2 years
Parts only direct drive motor	8 years	8 years	8 years



Type of appliance	7 cu.ft AeroCare dryer DE7027P1	7 cu.ft AeroCare dryer DG7027J1
Model no.	DE7027P1	DG7027J1
Matching washer	WL4227P1	WL4227J1
Finish	White	White
Dimensions	H42-43" x W27" x D29½"	H42-43" x W27" x D29½"
Capacity (dry load)	7 cu.ft (DOE)	7 cu.ft (DOE)
Dry cycles		
Regular	●	●
Heavy	●	●
Delicate	●	●
Easy Iron	●	●
Energy Saver	●	●
Allergy	●	●
Bulky	●	●
Air Dry	●	●
Rack Dry	●	●
Time Dry	●	●
AeroSteam Plus	●	●
AeroSteam	●	●
Dry features		
Work surface	Glass	Powder coated steel
SmartTouch™ controls	●	●
Drum reversing	●	●
Steam	●	●
Drum light	●	●
Dryness levels	4	3
Drying temperatures	4	3
Wrinkle free	●	●
Damp dry signal	●	●
Delay start	●	●
Reversible door	●	●
Drying progress indicator	●	●
Clean lint filter reminder	●	●
Keylock	●	●
Time to go	●	●
Warranty		
Parts & labor	2 years	2 years





United States of America
Fisher & Paykel Appliances, Inc.
5900 Skylab Road
Huntington Beach
CA, 92647
Tel: 949.790.8900
www.fisherpaykel.com

Canada
Fisher & Paykel Appliances, Canada Inc.
SOFA - International Centre
6900 Airport Road, Suite 207
Mississauga
ON L4V 1E8
Tel: 905.469.4001
www.fisherpaykel.ca

FPBR0525 NOVEMBER 2013.
Copyright © Fisher & Paykel 2013.
All Rights Reserved.

The product dimensions and specifications in this brochure apply to the specific products and models described at the date of issue. Under our policy of continuous product improvement, these dimensions and specifications may change at any time. You should therefore check with your dealer or Fisher & Paykel's Customer Care Centre to ensure this brochure correctly describes the products currently available.

You automatically receive a 2 year limited Manufacturer's Warranty with the purchase of a Product covering parts and labour for servicing within the country of purchase. Our products are only intended for normal domestic use in accordance with the Product's User Guide. Any defects arising from any other use are not covered.

Important Notice of Disclaimer: Our brochure contains information on a wide subject of products which we manufacture and/or sell internationally. Some particular products, models or sizes which are detailed in this brochure may not be available for sale and purchase in your area or country, if available the product may have different options to those depicted in the brochure. Before agreeing to purchase a particular product by reference to this brochure please check its availability and accuracy of its description.

**A PEACE OF
MIND SALE**



**CUSTOMER CARE
CALL 24 HOURS A DAY, 7 DAYS A WEEK.**

Fisher & Paykel has a 24 hour enquiry service that allows customers to speak to a real person about any questions they might have about their products. Our Customer Care Representatives can offer advice on which appliance will best suit their needs, and provide extensive product knowledge on how to use a current Fisher & Paykel product. They can also arrange for a qualified service technician to install selected products and advise consumers where their nearest Fisher & Paykel stockist can be found. Nobody is better qualified to install, service and repair your Fisher & Paykel household appliance than our network of specially trained service technicians.

T 888.936.7872 E customercare@fisherpaykel.com



Fisher & Paykel

fisherpaykel.com